

# SHARP

**ND Series** (60 cells)  
**220 W | 210 W | 200 W**

Polycrystalline silicon photovoltaic modules




## SAY YES TO SOLAR POWER! Because it protects the climate.

### Innovations from a photovoltaic pioneer

As a solar specialist with 50 years' experience in photovoltaics (PV), Sharp makes significant contributions to ground-breaking progress in solar technology.

Sharp photovoltaic modules in the ND series are designed for applications with high power requirements. These quality polycrystalline modules produce a continuous, reliable yield, even under demanding operational conditions.

All Sharp ND series modules offer system integration which is optimal both technically and economically, and are suitable for installations in on and off-grid PV systems.



### Brief details for the installer

- 156.5 mm x 156.5 mm polycrystalline solar cells
- 60 cells in series
- 2,400 N/m<sup>2</sup> mechanical load-bearing capacity (245 kg/m<sup>2</sup>)
- 1,000 V DC maximum system voltage
- CE-compliant for your safety

### Product features

- High-performance photovoltaic modules made of polycrystalline (156.5 mm)<sup>2</sup> silicon solar cells with module efficiencies of up to 13,4%.
- Bypass diodes which minimise the loss in output when shading occurs.
- Textured cell surface for particularly high electricity yields.
- BSF structure (Back Surface Field) to optimise cell efficiency.
- Use of tempered white glass, EVA plastic, and weather protection film, as well as an anodised aluminium frame with drainage holes for long-term use.
- Output: connection cable with waterproof plug connector.

### Quality from Sharp

Benchmarks are set by the quality standards of Sharp Solar. Continual checks guarantee a consistently high level of quality. Every module undergoes visual, mechanical, and electrical inspection. This is recognisable by means of the original Sharp label, the serial number, and the Sharp warranty:

- 2 year product guarantee
- 10 year performance guarantee for a power output of 90 %
- 20 year performance guarantee for a power output of 80 %

The detailed guarantee conditions and additional information can be found at [www.sharp.eu](http://www.sharp.eu).

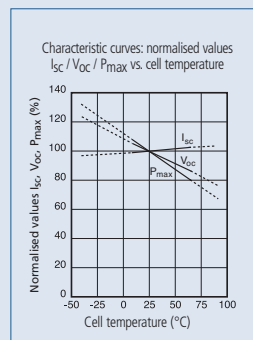
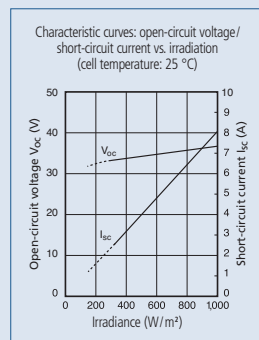
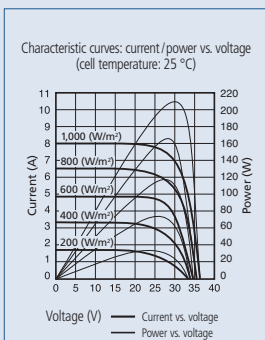
Mechanical data	
Cell	Polycrystalline (156.5 mm) <sup>2</sup> Sharp silicon solar cells
Quantity and wiring of cells	60 in series
Dimensions	1,652 x 994 x 46 mm (1.64 m <sup>2</sup> )
Weight	21 kg
Connection type	Cable with plug connector (MC-3)

Limit values		
Operating temperature (cell)	- 40 to + 90	°C
Storage temperature	- 40 to + 90	°C
Maximum system voltage	1,000	V DC
Maximum mechanical load	2,400	N / m <sup>2</sup>
Over-current Protection	15	A

Electrical data		ND-F220 (A1)*	ND-210 (E1F)	ND-200 (E1F)	
Made in EU					
Made in Japan					
Maximum power	P <sub>max</sub>	220 W <sub>p</sub>	210 W <sub>p</sub>	200 W <sub>p</sub>	
Open-circuit voltage	V <sub>oc</sub>	36.8	36.4	36.0	V
Short-circuit current	I <sub>sc</sub>	7.96	8.03	7.90	A
Voltage at point of maximum power	V <sub>mpp</sub>	30.2	28.8	28.4	V
Current at point of maximum power	I <sub>mpp</sub>	7.29	7.3	7.05	A
Module efficiency	η <sub>m</sub>	13.4	12.8	12.2	%
NOCT		47.5	47.5	47.5	°C
Temperature coefficient – open-circuit voltage	αV <sub>oc</sub>	- 130	- 130	- 130	mV / °C
Temperature coefficient – short-circuit voltage	αI <sub>sc</sub>	+ 0.053	+ 0.053	+ 0.053	% / °C
Temperature coefficient – power	αP <sub>max</sub>	- 0.485	- 0.485	- 0.485	% / °C

The electrical data applies under standard test conditions (STCs): irradiation 1,000 W/m<sup>2</sup> with light spectrum AM 1.5 and a cell temperature of 25 °C. The rated electrical characteristics are subject to a manufacturing tolerance of - 5 % / + 10 %. NOCT conditions: irradiation of 800 W/m<sup>2</sup>, ambient temperature of 20 °C and wind speed of 1 m/sec. \*This module has three cell connectors and is otherwise identical in construction to the modules shown here.

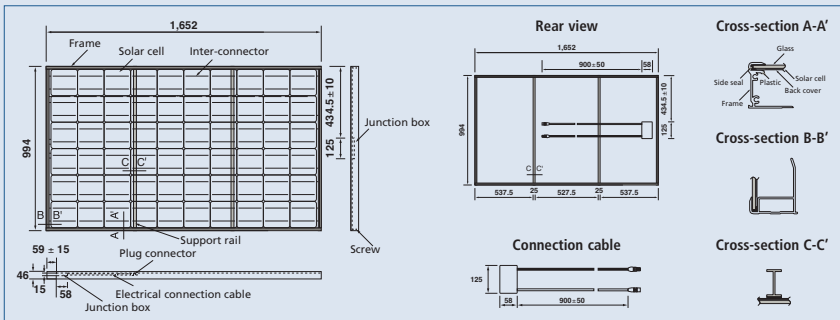
## Characteristic curves ND-210 (E1F)



## Applications

- On-grid PV systems
  - Off-grid PV systems
  - On-roof PV systems
  - Ground-mounted PV systems
- Please read our detailed installation manual carefully before installing the photovoltaic modules.

## Exterior dimensions



## Note

Technical data is subject to change without prior notice. Before using Sharp products, please request the latest data sheets from Sharp. Sharp accepts no responsibility for damage to devices which have been equipped with Sharp products on the basis of unverified information.

The specifications may deviate slightly and are not guaranteed. Installation and operating instructions are to be found in the corresponding handbooks, or can be downloaded from [www.sharp.eu](http://www.sharp.eu).

This module should not be directly connected to a load.

Sharp Energy Solution Europe  
a division of Sharp Electronics (Europe) GmbH  
Sonninstr. 3 · 20097 Hamburg · Germany  
Tel: + 49 (0) 40 / 23 76 - 0 · Fax: + 49 (0) 40 / 23 76 - 21 93  
[www.sharp.eu](http://www.sharp.eu)

### Local responsibility:

**Austria**  
[SolarInfo.at@sharp.eu](mailto:SolarInfo.at@sharp.eu)  
**Benelux**  
[SolarInfo.seb@sharp.eu](mailto:SolarInfo.seb@sharp.eu)  
**Central & Eastern Europe**  
[SolarInfo.scee@sharp.eu](mailto:SolarInfo.scee@sharp.eu)

**Denmark**  
[SolarInfo.dk@sharp.eu](mailto:SolarInfo.dk@sharp.eu)  
**France**  
[SolarInfo.fr@sharp.eu](mailto:SolarInfo.fr@sharp.eu)  
**Germany**  
[SolarInfo.de@sharp.eu](mailto:SolarInfo.de@sharp.eu)

**Scandinavia**  
[SolarInfo.sen@sharp.eu](mailto:SolarInfo.sen@sharp.eu)  
**Spain & Portugal**  
[SolarInfo.es@sharp.eu](mailto:SolarInfo.es@sharp.eu)  
**Switzerland**  
[SolarInfo.ch@sharp.eu](mailto:SolarInfo.ch@sharp.eu)  
**United Kingdom**  
[SolarInfo.uk@sharp.eu](mailto:SolarInfo.uk@sharp.eu)

